



- 3-phase 400 V AC +/- 10%, max. 43 kW
- PI-control for supply air control and P-control for room control
- Can be controlled with external 0...10V control signal

CTR63 is a 3-phase triac controller for control of electric heaters. The device is connected in series between the power supply and an electric heater or radiator.

CTR63 has a temperature controller with inputs for sensors placed, for instance, in a supply air duct or room. It can also be controlled using an external control signal. The controller utilises stepless, time-proportional control. I.e.: the ratio between on-time and off-time is varied in order to fit the present heating requirement.

Example: A controller output of 50 % will equal an on-time of 30 s and an off-time of 30 s if the cycle time is 60 s. The cycle time is adjustable 6...120 s.

Triac control is considerably more accurate than on/off control, meaning increased heating comfort and lowered energy costs.

CTR63

3-phase controller for electric heating,
400 V / 63 A

CTR63 is a 3-phase controller intended for time-proportional control of electric heaters, radiators, etc. The controller is capable of controlling both D- and Y-connected loads.

- For DIN-rail mounting
- Settable min. and max. limitation
- Adjustable cycle time

CTR63 has a built-in function for automatically adapting the control mode as needed:

Supply air control

For rapid temperature changes, the supply air controller will function as a PI-controller. The P-band will be 20K with an I-time of 6 minutes.

Room temperature control

For slower temperature changes, the room controller will function as a P-controller. The P-band will be 1.5K. The supply air controller will retain the same settings as before. During room temperature control, the supply air temperature can be provided with a min. or max. limitation.

Control of larger loads

In cases where the electric heater is larger than the capacity of CTR63, the load can be divided and controlled by use of a SC4 or SC6 step controller in combination with the CTR63.

External control signal

CTR63 can also be run against a 0...10 V DC control signal from another controller. 0 V input signal will give 0 % output and 10 V input will give 100 % output.

Minimum and maximum limit functions are not active when using an external control signal.

Technical data

Supply voltage	3-phase, 400 V AC. Automatic adaptation
Power output	Max. 63 A, min. 5 A/phase. At 400 V, max. effect will be 43 kW
Safety function	The feed to the TTC should be interlocked with a high temp. limit switch
Power emission	120 W at full load
Cycle time	Factory setting 60 sec. Adjustable 6...120 sec
Indicator	Red LED, lit when power is pulsed to heater
Ambient temperature, operation	0...40°C
Ambient humidity	Max 90 %rH
Storage temperature	-40...+50°C
Protection class	IP20



Low Voltage Directive (LVD) standards: This product conforms to the requirements of the European Low Voltage Directive (LVD) 2006/95/EC through product standard EN 60730-1.

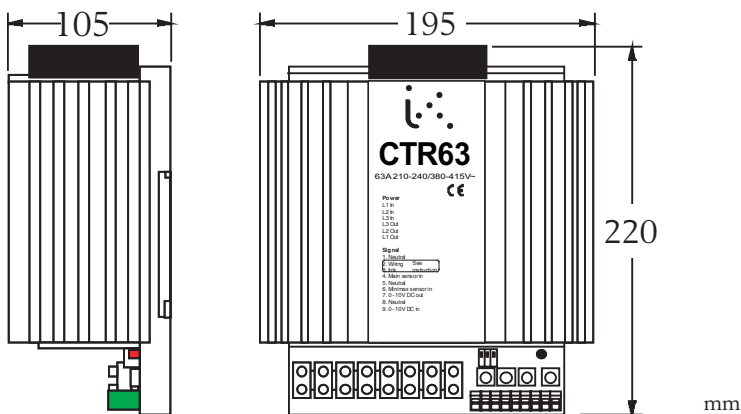
EMC emissions & immunity standards: This product conforms to the requirements of the EMC Directive 2004/108/EC through product standards EN 61000-6-1 and EN 61000-6-3.

RoHS: This product conforms with the Directive 2011/65/EU of the European Parliament and of the Council.

Control unit

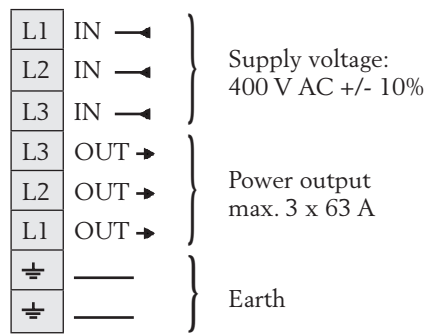
Sensor inputs	Main and min./max. sensor. Min./max. sensor: working range 0...60°C
Main setpoint	0...30°C. Other areas dependant on connected sensor. Includes external setpoint (e.g. SAP-NTC15-01-3)
Control parameters, primary control	Rapid control circuits: PI-function with a P-band of 20K and I-time of 6 minutes. Slower control circuits: P-function with a P-band of 1.5 K
Setpoint, min. limitation	0...30°C
Setpoint, max. limitation	20...60°C
Control parameters, limitation	PI-function with a P-band of 20K and an I-time of 6 minutes
Output signal, controller	0...10 V. Connected to control input of output unit by wire strap (terminal 7-9)

Dimensions and wiring

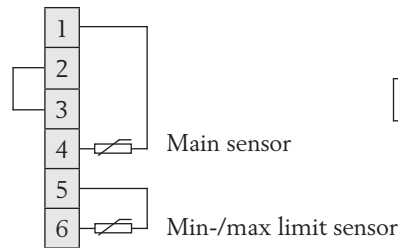


Wiring

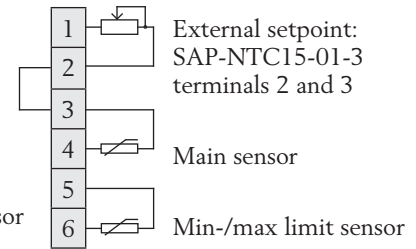
Power



Room temperature control

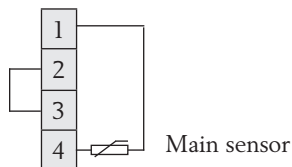


Room temperature control with external setpoint

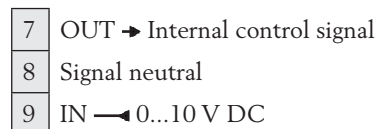


NOTE: When controlling Y-connected loads, the load must be symmetric and the signal neutral must not be connected!

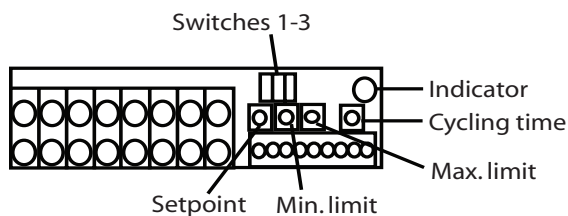
Constant supply air



External signal 0...10 V DC



Terminals 7 and 9 are connected by a factory-mounted wire strap. Remove the wire strap when using external control signal.



Operating switches:

- 1 - Setpoint:
Up: Built-in setpoint
Down: External setpoint
- 2 - Min. temp. limit.:
Up: Activated
Down: Deactivated
- 3 - Max. temp. limit.:
Up: Activated
Down: Deactivated
- Min. and max. limit.
function can be active
simultaneously

Product documentation

Document	Type
Instruction CTR63	Instruction for CTR63

The documents can be downloaded from www.industrietechnik.it.

AB Industrietechnik Srl

Via Julius Durst, 70 - 39042 Bressanone (BZ) - Italy
Tel. +39 0472/830626 - Fax +39 0472/831840
www.industrietechnik.it - info@industrietechnik.it